



The Mark on Brickell

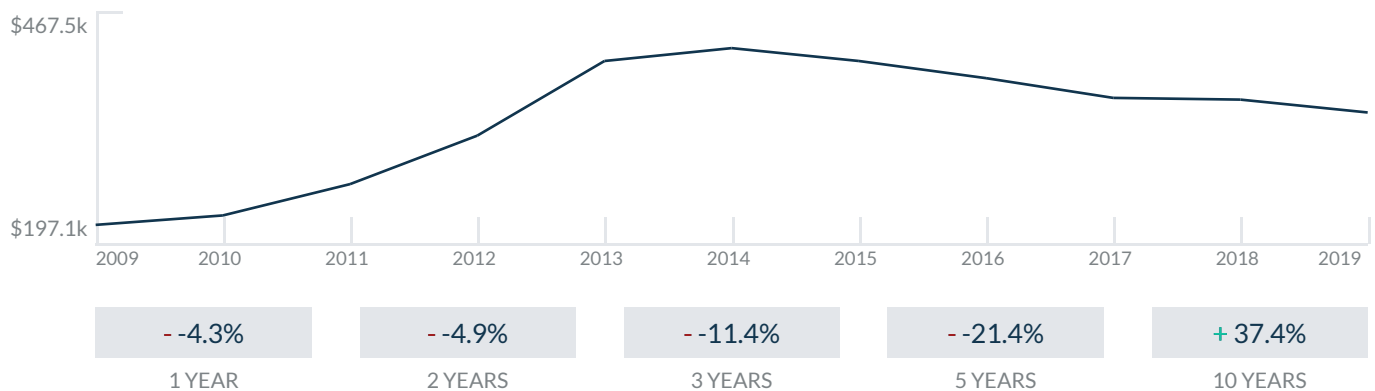
1155 BRICKELL BAY DR
Miami, FL 33131

Every month we compile this comprehensive market report focus on The Mark on Brickell in this convenient and easy to read format. Our datas comes from more than six different sources including MLS Associations, County Offices and Financial Institutions. Get this report for free every month on our website themarkonbrickell.com.

Property Stats

POSTAL CODE 33131

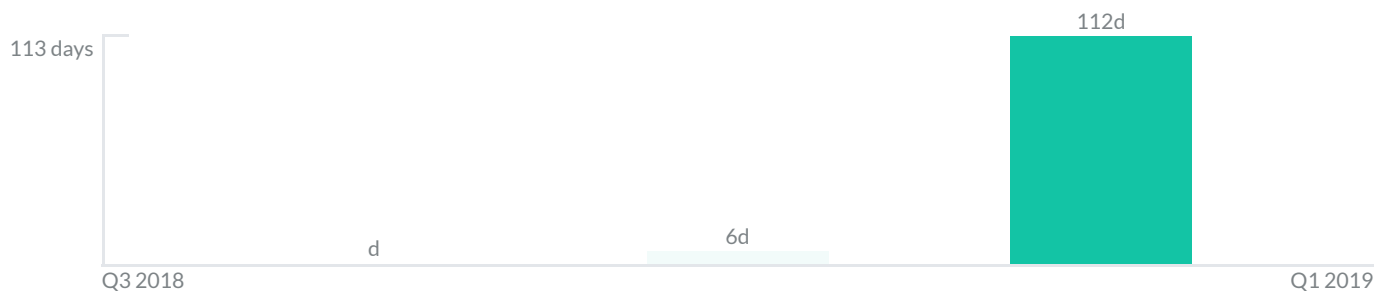
The property stats graph represents the median price evolution since ten years in your postal code area.



Similar Properties

DAYS ON THE MARKET

Everyday 3 months we monitor how many days it takes for similar properties to be sold. This is also a good indicator to know when to buy or sale!



Mortgage Rates

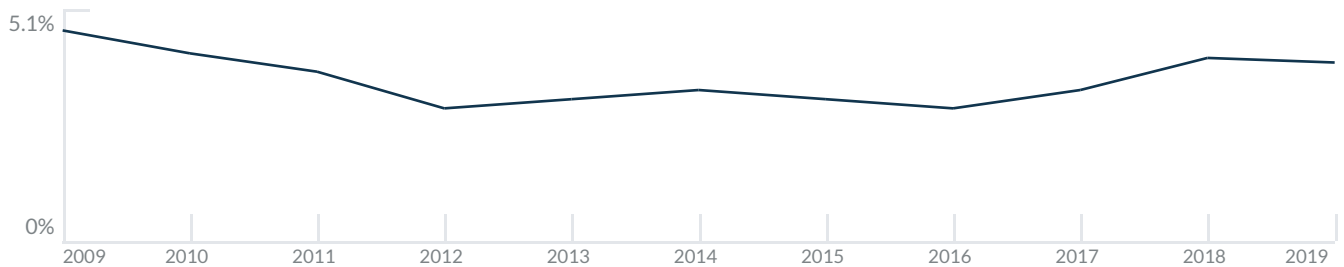
PER YEAR

Understanding mortgage economics is important when you want to buy with a loan. Below is the historical yearly average mortgage rates in the Unites States retrieved from Freddie Mac©

30 YEARS FIXED 4.4%



15 YEARS FIXED 3.9%



5/1-YEAR ADJUSTABLE 3.9%



Schools

CLOSEST

Having good schools nearby is important if you have kids or plan to rent or sell your home. Ratings are retrieved from the leading independent and nonprofit GreatSchools©

ELEMENTARY SCHOOL
Alpha Charter Of Excellence
1/10

MIDDLE SCHOOL
Young Womens Preparatory Academy
10/10

HIGH SCHOOL
New World School Of The Arts
10/10

Insights

IN THE MARK ON BRICKELL

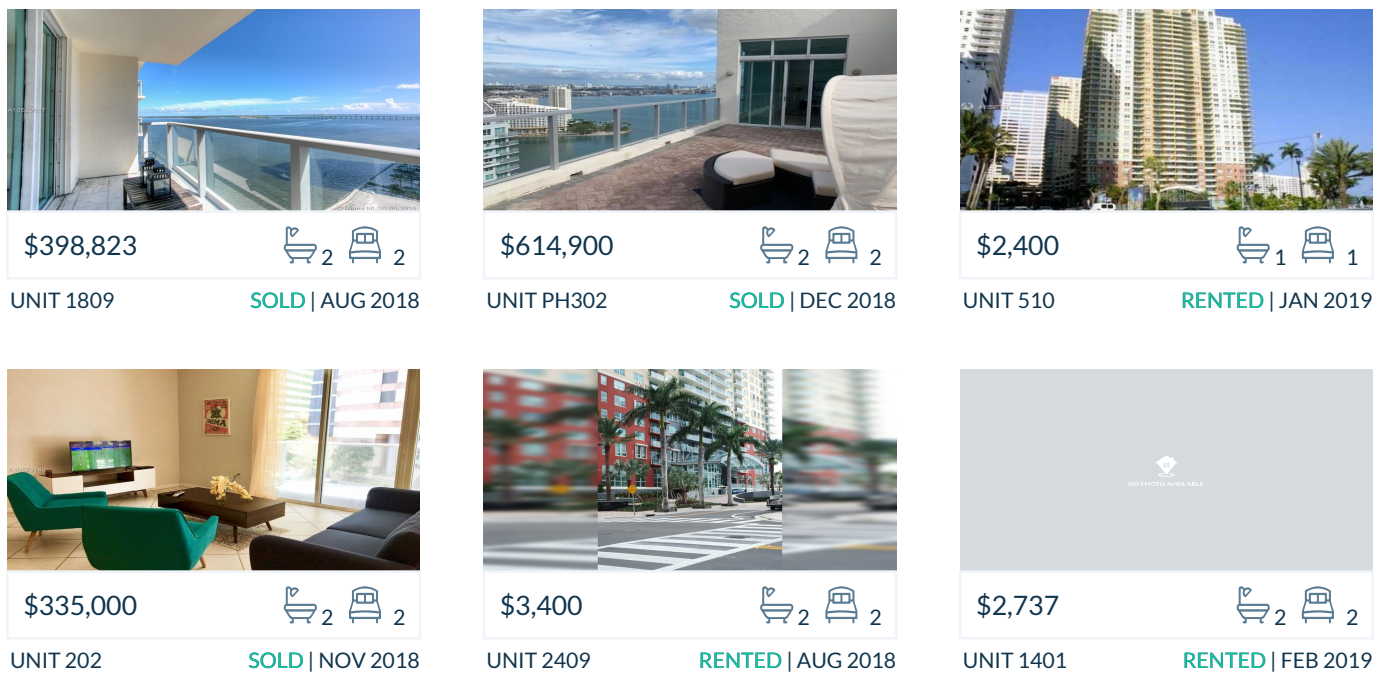
Below the average listing prices of available unit per property type.



Activity

SOLD OR RENTED

Below the latest transactions reported by the local MLS Association for The Mark on Brickell



Sold

LAST 20 PROPERTIES SOLD IN THE MARK ON BRICKELL

Unit	Price	Beds/Baths	\$/Sqft	Sqft	Buying Date	Days on Market
1809	\$398,823	2/2	\$349.8	1,140	Mar 2019	171
PH302	\$614,900	2/2	\$394.2	1,560	Mar 2019	83
202	\$335,000	2/2	\$296.5	1,130	Feb 2019	116
3402	\$599,000	3/2	\$407.5	1,470	Jan 2019	78
2411	\$475,000	2/2	\$395.8	1,200	Nov 2018	6
1503	\$410,000	2/2	\$359.6	1,140	Jul 2018	N/A
903	\$399,500	2/2	\$350.4	1,140	Dec 2015	93
2605	\$350,000	1/1	\$460.5	760	Oct 2015	143
1808	\$575,000	2/2	\$504.4	1,140	Sep 2015	105
2011	\$609,000	2/2	\$507.5	1,200	May 2015	14
1108	\$398,900	2/2	\$349.9	1,140	Feb 2015	215
1406	\$310,000	1/1	\$413.3	750	Jun 2014	45
1504	\$650,000	3/2	\$430.5	1,510	Dec 2013	53
N/A	\$324,900	1/1	\$433.2	750	Oct 2013	14
604	\$365,000	3/2	\$241.7	1,510	Jun 2012	17
1904	\$374,900	3/2	\$248.3	1,510	May 2012	5
1809	\$350,000	2/2	\$307.0	1,140	Nov 2011	320
2004	\$405,000	3/2	\$268.2	1,510	May 2011	7
3207	\$198,000	1/1	\$264.0	750	May 2011	105
1809	\$315,000	2/2	\$276.3	1,140	Nov 2010	22

Rented

LAST 20 PROPERTIES RENTED IN THE MARK ON BRICKELL

Unit	Price	Beds/Baths	\$/Sqft	Sqft	Rented Date	Days on Market
510	\$2,400	1/1	\$2.1	1,140	Feb 2019	19
2409	\$3,400	2/2	\$3.0	1,140	Feb 2019	201
1602	\$3,300	3/2	\$2.2	1,470	Feb 2019	86
905	\$2,150	1/1	\$2.8	760	Feb 2019	149
1607	\$2,200	1/1	\$2.9	750	Feb 2019	55
2806	\$2,000	1/1	\$2.6	764	Feb 2019	16
3405	\$2,150	1/1	\$2.8	760	Jan 2019	15
2207	\$2,350	1/1	\$3.1	750	Jan 2019	48
3201	\$2,677	2/2	\$1.9	1,393	Jan 2019	12
202	\$2,690	2/2	\$2.4	1,130	Jan 2019	176
2411	\$3,250	2/2	\$2.7	1,200	Dec 2018	28
906	\$1,850	1/1	\$2.5	750	Dec 2018	56
1808	\$2,950	2/2	\$2.6	1,140	Dec 2018	21
2808	\$2,675	2/2	\$2.3	1,140	Dec 2018	80
3303	\$3,200	2/2	\$2.8	1,140	Dec 2018	46
N/A	\$2,100	1/1	\$2.8	750	Nov 2018	21
3009	\$3,000	2/2	\$2.6	1,140	Nov 2018	27
2605	\$2,300	1/1	\$3.0	760	Nov 2018	47
1511	\$3,500	2/2	\$2.9	1,200	Oct 2018	99
1106	\$1,900	1/1	\$2.5	750	Oct 2018	19

Currently Listed

ACTIVE LISTINGS 1/2

Unit	Price	Beds/Baths	\$/Sqft	Sqft	Listing Date	Owner
PH101	\$525,000	2/2	\$437.5	1200	Jan 2018	N/A
PH303	\$1,699,100	3/2	\$875.8	1940	Jul 2018	N/A
PH208	\$3,750/mth	1/2	\$3.4	1100	Sep 2018	N/A
PH203	\$2,800/mth	1/1	\$3.6	770	Nov 2018	N/A
PH204	\$2,250/mth	1/1	\$2.9	770	Jan 2019	N/A
PH202	\$598,000	2/2	\$433.3	1380	Apr 2019	N/A
PH103	\$2,800/mth	2/2	\$2.5	1140	Mar 2019	N/A
203	\$349,000	2/2	\$306.1	1140	Jun 2017	FEDERICO AN...
301	\$2,600/mth	2/2	\$1.9	1393	Mar 2019	N/A
402	\$3,200/mth	2/1	\$2.8	1130	Sep 2018	N/A
405	\$2,450/mth	1/1	\$3.2	760	Dec 2018	N/A
601	\$465,000	2/2	\$387.5	1200	Apr 2018	CARLOS LOVE...
602	\$499,000	3/2	\$339.5	1470	Oct 2018	N/A
602	\$3,100/mth	3/2	\$2.1	1470	Nov 2018	N/A
711	\$550,000	2/2	\$458.3	1200	Feb 2019	N/A
1101	\$485,000	2/2	N/A	N/A	Mar 2019	N/A
1205	\$2,450/mth	1/1	\$3.2	760	Sep 2018	N/A
1408	\$475,000	2/2	\$416.7	1140	Mar 2019	N/A
1411	\$3,500/mth	2/2	\$2.9	1200	Apr 2019	N/A
1502	\$3,487/mth	3/2	\$2.1	1644	Mar 2019	N/A

Currently Listed

ACTIVE LISTINGS 2/2

Unit	Price	Beds/Baths	\$/Sqft	Sqft	Listing Date	Owner
1505	\$355,000	1/1	\$467.1	760	Jul 2018	MARIANA MI...
1607	\$330,000	1/1	\$440.0	750	Nov 2018	N/A
1901	\$349,900	2/2	\$291.6	1200	Jan 2019	N/A
1910	\$3,200/mth	2/2	\$2.7	1200	Apr 2019	N/A
2003	\$418,000	2/2	\$366.7	1140	Feb 2019	N/A
2005	\$325,000	1/1	\$427.6	760	Feb 2019	N/A
2306	\$339,000	1/1	\$452.0	750	Apr 2017	FEDERICO AN...
2409	\$450,000	2/2	\$394.7	1140	Aug 2018	N/A
2707	\$350,000	1/1	\$466.7	750	Dec 2018	N/A
2904	\$599,000	3/2	\$396.7	1510	Mar 2019	N/A
2909	\$4,300/mth	2/2	\$3.8	1140	Sep 2018	N/A
3004	\$595,000	3/2	\$394.0	1510	Oct 2018	N/A
3201	\$2,850/mth	2/2	\$2.4	1200	Jan 2019	N/A
3301	\$415,000	2/2	\$345.8	1200	Sep 2018	N/A
3303	\$2,850/mth	2/2	\$2.5	1140	Feb 2019	N/A
3309	\$3,000/mth	2/2	\$2.6	1140	Feb 2019	N/A
3403	\$470,000	2/2	\$412.3	1140	Mar 2019	N/A
3403	\$2,950/mth	2/2	\$2.6	1140	Mar 2019	N/A
3405	\$342,900	1/1	\$451.2	760	Jan 2018	JUAN C GUILL...